


# PIZZA MY HEART

## FRACTION FREEBIE

Name \_\_\_\_\_

### MY FRACTION PIZZA

Directions: Partition your pizza into halves. Draw toppings on each piece and describe your pizza using fractions.



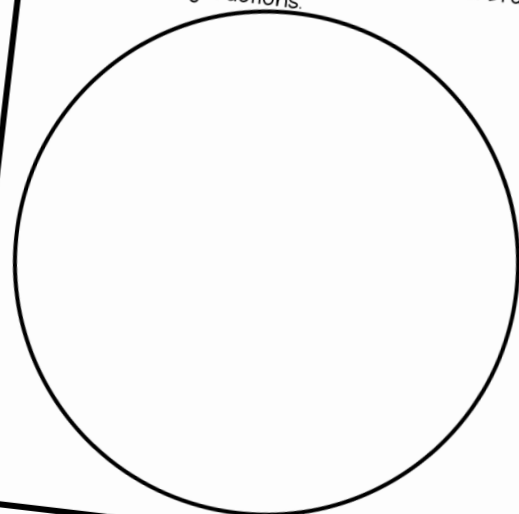
#### MY PIZZA RECIPE:

<input type="checkbox"/>	_____
<input type="checkbox"/>	_____

Name \_\_\_\_\_


### MY FRACTION PIZZA

Directions: Partition your pizza into fourths. Draw toppings on each piece and describe your pizza using fractions.



#### MY PIZZA RECIPE:

<input type="checkbox"/>	_____	<input type="checkbox"/>	_____
<input type="checkbox"/>	_____	<input type="checkbox"/>	_____



# THANK YOU

## for your download!




Thank you so much for downloading this resource! I hope that it is exactly what you are looking for! Remember to leave feedback for credits towards future purchases on TPT! I am always happy to provide support or answer any questions. You can email me at [happyheartsin1st@gmail.com](mailto:happyheartsin1st@gmail.com)

♥ kelsey

### Let's Stay Connected!

join my  
**EMAIL  
LIST**  
for free resources!



FOR MORE PIZZA FRACTION CENTERS  
AND ACTIVITIES, CHECK OUT:

# PIZZA MY HEART FRACTIONS

PIZZA My heart

PIZZA MY HEART - SPIN AND COVER

fourths

four equal parts

one-fourth  $\frac{1}{4}$  two-fourths  $\frac{2}{4}$


three-fourths  $\frac{3}{4}$  four-fourths  $\frac{4}{4}$  or one whole  $\frac{4}{4}$

LESSON IDEAS, CENTER GAMES, AND ACTIVITIES TO  
TEACH HALVES, THIRDS AND FOURTHS

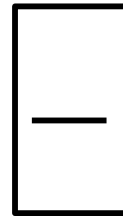
Name \_\_\_\_\_

# MY FRACTION PIZZA

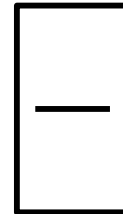
Directions: Partition your pizza into halves. Draw toppings on each piece and describe your pizza using fractions.



## MY PIZZA RECIPE:



\_\_\_\_\_




\_\_\_\_\_

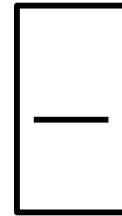
Name \_\_\_\_\_

# MY FRACTION PIZZA

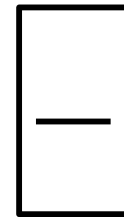
Directions: Partition your pizza into thirds. Draw toppings on each piece and describe your pizza using fractions.



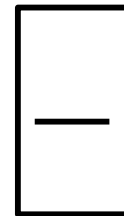
## MY PIZZA RECIPE:



\_\_\_\_\_



\_\_\_\_\_




\_\_\_\_\_

Name \_\_\_\_\_

# MY FRACTION PIZZA

Directions: Partition your pizza into fourths. Draw toppings on each piece and describe your pizza using fractions.




## MY PIZZA RECIPE:

$\frac{\square}{\square}$	_____	$\frac{\square}{\square}$	_____
$\frac{\square}{\square}$	_____	$\frac{\square}{\square}$	_____

Name \_\_\_\_\_

# MY FRACTION PIZZA

Directions: Partition your pizza. Draw toppings on each piece and describe your pizza using fractions.



## MY PIZZA RECIPE:

A large, empty square box is located on the right side of the page, intended for a student to write down their pizza recipe.

# YOU MIGHT ALSO LOVE:

CLICK ON ANY TEACHER RESOURCE FOR MORE DETAILS!

EDITABLE - MOVEABLE CLIP ART AND TIMERS!

MATH STATIONS  
15:00 ROUND 1 ROUND 2 ROUND 3  
MUST DO: MAKE A CHOICE AND WORK INDEPENDENTLY.  
MAY DO: WORKING WITH THE TEACHER.  
CHOICE BOARD  
15:00

Reading Stations  
15:00 ROUND 1 ROUND 2 ROUND 3  
MUST DO: MAKE A CHOICE AND WORK INDEPENDENTLY.  
MAY DO: WORKING WITH THE TEACHER.

CENTER ROTATION SLIDES

1ST GRADE MEGA BUNDLE

## SOLVE THE ROOM

A. Solve the equation:  $3 + 7 = 9 =$

B. What time is it? (clock face)

C. What is 10 more? 35

D. True or False?  $2 \cdot 6 = 4 \cdot 4$

F. Write the fraction you see. (circle graph)

H. Write the number you see. (number line)

SOLVE THE ROOM

40 Math Task Card Sets to use all year long!

## 100TH DAY of school

Centers, writing pages, and activities!

A RESOURCE BY: HAPPY hearts IN 1st

EDITABLE

Year-Long Curriculum Map Q1  
Weeks: 1-9  
Subjects: Literacy, Reading, Writing, Math, Science, Social Studies

AUGUST  
Week 1-4  
Subjects: Literacy, Reading, Writing, Math, Science, Social Studies

CURRICULUM MAP and pacing guide

## CLASSROOM STATION DAYS

APPLE DAY!  
Centers, writing pages, cards, crafts and activities!

save the TURKEY  
Centers, writing pages, crafts and activities for Turkey Day!

100TH DAY of school  
Centers, writing pages, and activities!

PENGUIN STATION DAY  
Centers, writing pages, crafts and activities

CELEBRATE SPECIAL DAYS IN YOUR CLASSROOM!

sharp and dull

## PENCIL LABELS

SHARP  
DULL



# Terms of Use:

Purchase or download of this resource entitles the purchaser/downloader to single classroom use only. If you plan to share with a team or school, please purchase multiple licenses at a discounted price. All materials are copyrighted © happy hearts in 1<sup>st</sup> – Kelsey Schierberg.

## Credits for Fonts and Clipart

